

RAIDEN®



JAGUAR
64 • B I T

G A M E
M A N U A L

Stuck? Frustrated? Need a Hint?

Customer Help Hint Line

1-900-737-ATARI
(1-900-737-2827)

95¢ per minute. If you are under 18, be sure to get a parent's permission before calling. A touch-tone telephone is required. USA only.

Read before using your Atari video entertainment system.

A very small percentage of individuals may experience epileptic seizures when exposed to certain light patterns. Exposure to these patterns or backgrounds on a television screen or while playing video games may induce an epileptic seizure in these individuals. Certain conditions may induce previously undetected epileptic symptoms even in persons who have no history of epilepsy. If you, or anyone in your family, has an epileptic condition, consult your physician prior to playing. If you experience any of the following symptoms while playing a video game—dizziness, altered vision, eye or muscle twitches, loss of awareness, disorientation, any involuntary movement, or convulsions—**IMMEDIATELY** discontinue use and consult your physician before resuming play.

WARNING to owners of projection televisions:

Still pictures or images may cause permanent picture-tube damage or mark the phosphor of the CRT. Avoid repeated or extended use of video games on large screen projection televisions.

Atari Corporation is unable to guarantee the accuracy of printed material after the date of publication and disclaims liability for changes, errors and omissions. Reproduction of this document or of any portion of its contents is not allowed without the specific written consent of Atari Corporation.

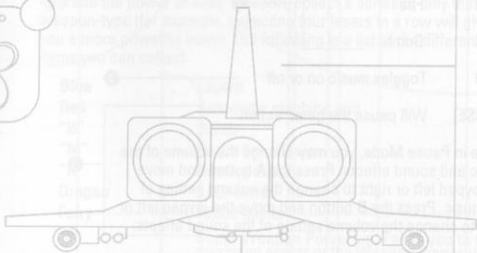
Raiden © 1991 FABTEK, INC.—Seibu Kaihatsu, Inc. Licensed to Atari Corp.

Atari, the Atari logo and Jaguar are trademarks of Atari Corporation. Copyright 1993 Atari Corporation. All rights reserved.



RAIDEN[®]

**JAGUAR™ 64-Bit
Interactive Multimedia System
Game Manual**



INTRODUCTION

Mother Earth has fallen under seige by militant aliens. Now, as pilot of the *Raiden* Supersonic Attack Fighter, it's up to you to mount a daring counterattack. Rip through enemy lines and take back our cities . . . torch Gatling units with your homing missiles . . . and teach these galactic pirates why nobody messes with your planet!

GETTING STARTED

1. Insert your *JAGUAR Raiden* cartridge into the cartridge slot of your JAGUAR 64-bit Interactive Multimedia System.
2. Press the POWER button.
3. Press the B button to discontinue the title screens.

Game Controls (see Fig.1)

A	Fire		1
B	Fire		
C	Bomb		
0	Toggles music on or off		2

[PAUSE] Will pause the game action.

While in Pause Mode, you may change the volume of the music and sound effects. Press the **A** button and move the joypad left or right to change the volume setting of the music. Press the **B** button and move the joypad left or right to change the volume setting of the sound effects.

Volume and High Score information are retained in the cartridge even if you have turned off your JAGUAR 64-bit Interactive Multimedia System. The cartridge will store up to 100,000 changes.

After 100,000 changes have been recorded, no more changes will be retained. To clear the currently saved changes, press *, option and # while on the *Raiden* title screen.

MAIN GAME SELECTION SCREEN (SEE FIG. II)

Player 1

- ① **Bomb Count** Displays current bomb amount
- ② **Credits** Displays how many continue credits you have
- ③ **Ships** Displays number of ships remaining
- ④ **Score** Displays your current score

Player 2

- ⑤ **Bomb Count** Displays bomb amount for Player 2
- ⑥ **Credits** Displays credit amount for Player 2
- ⑦ **Ships** Displays ship count for Player 2
- ⑧ **Score** Displays score for Player 2

WEAPON POWER-UPS

Scattered throughout each level you will find a host of different weapons—some float around, others fly from enemy ships you destroy. To collect a Weapon Power-up, simply fly into it. To upgrade the power of each weapon, collect a series of only that weapon-type (for example, collecting four lasers in a row will give you a more powerful laser). The following is a list of the different items you can collect.

Blue	Lasers
Red	Automatic machine gun
"B"	Bomb
"M"	Direct fire missile
"H"	Homing missile
Dragon	3,000 points
Fairy	10,000 points
"P"	Super Weapon Power-up. Takes you to the maximum power of the Weapon Power-up you are currently using.

Special Shot:

2-Player Mode

Line up directly behind your teammate and fire into his jetstream. This will give you a powerful dispersal beam.

CREDITS

Programming by Imagitec Design Inc.

Producer: John Skruch

Testers: Joe Sousa

Andrew Keim

Sean Patten

Tom Gillen

Ted Tahquechi

"SOFTWARE WARRANTY"

Atari warrants to the original purchaser this product to be free from defects in material and workmanship under normal authorized use for a Warranty Period of ninety (90) days from the date of purchase as evidenced by your receipt. Atari will replace the defective software free of charge. After the expiration of the Warranty Period, you assume the entire cost of all necessary servicing, repair or correction.

The warranty is null and void if the cartridge has been opened and/or any parts were removed or if software or any accessories other than those authorized by Atari are used in connection with this product.

Do not return your software to the retailer. To receive "in" warranty service call 1-800-GO-ATARI. A technician will be available to answer your warranty questions. In the event that you return your software under warranty send the software, a description of the problem and a copy of your sales receipt clearly indicating the date of purchase to: Atari Corporation, 390 Caribbean Drive, Sunnyvale, CA 94089.

In no event shall Atari be liable for consequential or incidental damages resulting from the breach of any express or implied warranties. Some states do not allow limitations on how long an implied warranty lasts or exclusion of consequential or incidental damages, so the above limitation or exclusion may not apply to you.

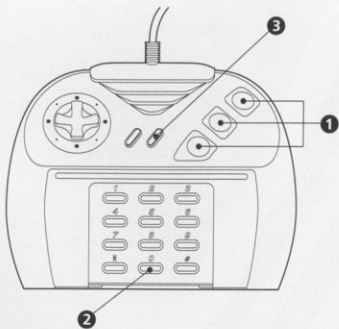


Fig. I




Fig. II



ATARI

Copyright 1993, Atari Corporation
Sunnyvale, CA 94089-1302
All rights reserved

J9005

500705

Printed in USA